



FGAM Global Growth Fund - Class A USD

Fund data for the month ending 30 April 2026

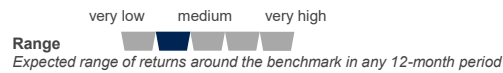

Fund details[†]

| | | | |
|--|--|---|--|
| Manager: Momentum Wealth International Limited | Investment manager: Momentum Global Investment Management | Sub-investment manager: FGAM (Pty) Limited | Currency: USD |
| Custodian: Northern Trust (Guernsey) Limited | Minimum subscription: USD 7,500 | Inception date: 25 May 2006 | Fund size: USD 40.3 million |
| Subscriptions / redemptions: daily | Valuation point: 11:00pm (Guernsey time) on the relevant Dealing Day | Initial fee: none | Financial year-end TER ^{**} : 1.46% |
| Dividend payment dates: August and February | Dividends paid over the last 12 months: none | Price per share (as at 30 April 2026): USD 2.2738 | TER ^{**} : 1.51% |
| Benchmark [†] : Morningstar EAA Fund USD Aggressive Allocation | ASISA sector: Fund of funds | Investment timeframe: 5 years + | |
| Subscriptions cut-off time: The application form to subscribe must be completed and received by the Administrator by no later than 12:00 noon (Guernsey time) on the relevant Dealing Day, with cleared funds to be received by 12:00 noon (Guernsey time) three Business Days after the relevant Dealing Day. | | | |
| Redemptions cut-off time: Written notice to redeem must be received by the Administrator by no later than 12:00 noon (Guernsey time) on the relevant Dealing Day. | | | |

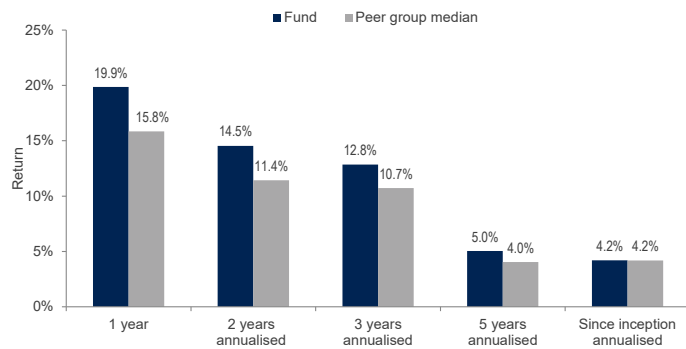
Up to date Fund prices per share are available on www.morningstar.co.za or upon request from the Manager or Administrator.

Investment objective

The investment objective of the fund is to achieve capital appreciation over capital preservation during the full investment cycle. The fund is ideally suited to investors with a high risk tolerance and an investment horizon of 5 years or longer. The Fund intends to achieve its investment objective through a diversified global portfolio primarily consisting of investments in participatory interests of portfolios of collective investment schemes or other similar schemes.



Fund performance



Source: Morningstar, Lipper Hindsight, Northern Trust International Fund Administration Services (Guernsey) Limited. **Past performance is not indicative of future returns.** The fund performance is calculated on a total return basis, net of all fees and in US dollar terms. NAV to NAV figures have been used for the performance calculations. The performance is calculated for the Fund. The individual investor performance may differ, as a result of various factors, including the actual investment date. Investment performance calculations are available for verification upon request. Annualised returns are period returns re-scaled to a period of 1 year. This allows investors to compare returns of different assets that they have owned for different lengths of time. Actual annual figures are available to investors upon request. Peer group median: Morningstar USD Moderate Allocation.

Cumulative returns

| Year | Highest performance | Lowest performance | Cumulative performance |
|-----------------|---------------------|--------------------|------------------------|
| 2006 | +2.8% (Nov 2006) | -2.8% (Jun 2006) | 9.8% |
| 2007 | +3.4% (Sep 2007) | -2.3% (Nov 2007) | 6.9% |
| 2008 | +3.0% (Dec 2008) | -16.4% (Oct 2008) | -35.7% |
| 2009 | +8.1% (May 2009) | -5.9% (Jan 2009) | 22.6% |
| 2010 | +6.4% (Sep 2010) | -8.8% (May 2010) | 4.6% |
| 2011 | +4.7% (Oct 2011) | -7.8% (Sep 2011) | -8.1% |
| 2012 | +6.1% (Jan 2012) | -6.7% (May 2012) | 14.6% |
| 2013 | +4.5% (Sep 2013) | -5.7% (Jun 2013) | 17.9% |
| 2014 | +4.0% (Feb 2014) | -2.9% (Sep 2014) | 0.9% |
| 2015 | +9.2% (Oct 2015) | -6.5% (Aug 2015) | -4.9% |
| 2016 | +7.1% (Mar 2016) | -8.4% (Jan 2016) | 7.1% |
| 2017 | +3.3% (Jan 2017) | 0.1% (Aug 2017) | 22.3% |
| 2018 | +4.2% (Jan 2018) | -8.6% (Oct 2018) | -11.9% |
| 2019 | +7.7% (Jan 2019) | -5.6% (May 2019) | 18.8% |
| 2020 | +9.6% (Apr 2020) | -16.5% (Mar 2020) | 6.0% |
| 2021 | +4.9% (Apr 2021) | -3.2% (Sep 2021) | 10.3% |
| 2022 | +5.2% (Nov 2022) | -9.3% (Sep 2022) | -20.3% |
| 2023 | +7.9% (Nov 2023) | -4.1% (Sep 2023) | 15.1% |
| 2024 | +2.7% (Mar 2024) | -2.6% (Dec 2024) | 8.6% |
| 2025 | +4.0% (May 2025) | -1.5% (Mar 2025) | 19.3% |
| Since inception | +9.6% (Apr 2020) | -16.5% (Mar 2020) | 127.4% |

Top holdings

| Holdings | Asset type | Weight |
|--|--------------|--------|
| iShares Core MSCI World | Equity | 12.7% |
| JPM Global Research Enhanced Index Equity Active ETF | Equity | 12.6% |
| Satrix Global Factor Enhanced Equity | Equity | 8.6% |
| Franchise Partners Global Equity | Equity | 5.9% |
| Artisan Global Value | Equity | 5.8% |
| iShares \$ TIPS | Fixed Income | 5.4% |
| Cash | Cash | 4.8% |
| Sands Capital Global Growth | Equity | 4.4% |
| iShares Physical Gold ETC | Commodities | 4.4% |
| Colchester Global Bond | Fixed Income | 4.2% |

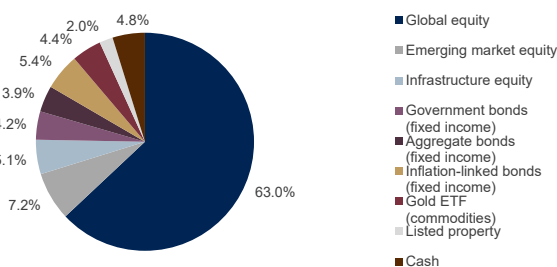
Investment statistics (since inception)

| | Fund | Benchmark [†] |
|----------------------------|--------|------------------------|
| Cumulative return: | 127.4% | 280.0% |
| Annualised return: | 4.2% | 6.9% |
| Annualised volatility: | 13.2% | 11.6% |
| 1 year return | 19.9% | 21.6% |
| 3 year return (annualised) | 12.8% | 15.0% |
| 5 year return (annualised) | 5.0% | 7.3% |

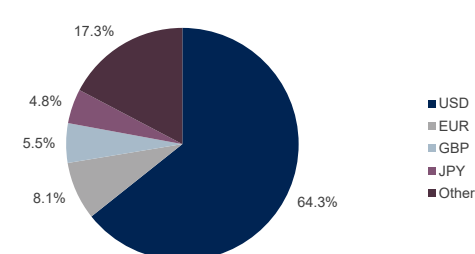
[†] The composite benchmark indices for performance comparison provided in this document comprised: (1) Effective: Fund's inception to 01.08.11, 50% MSCI World, 30% FTSE WorldBIG, 5% LIBID GBP 7-Day, 15% LIBID EUR 7-Day; (2) Effective 01.08.11-31.08.12, 65% MSCI AC World, 25% FTSE WorldBIG, 5% LIBOR EUR 7-Day, 5% LIBOR USD 7-Day; (3) Effective 01.09.12-31.08.13, 70% MSCI AC World, 15% FTSE WorldBIG, 10% FTSE EPRA/NAREIT Developed, 5% LIBOR USD 7-Day. Effective 01.09.13, the 10% allocation to FTSE EPRA/NAREIT Developed was replaced by S&P Global Property. This has been applied retrospectively. Effective 01.07.18, the 15% allocation to FTSE WorldBIG was replaced by ICE BofA Global Broad Market. Effective 01.01.22, the 5% allocation to LIBOR USD 7-Day was replaced by ICE BofA US 3M Treasury Bill. Effective 01.11.22, the 15% allocation to ICE BofA Global Broad Market was replaced by ICE BofA Global Broad Market (USD hedged) to reduce currency risk. Effective 01.12.25, the 15% allocation to ICE BofA Global Broad Market (USD hedged) and 5% allocation to ICE BofA US 3M Treasury Bill were replaced by Bloomberg Global Aggregate (USD hedged) and Bloomberg US T-Bill 3-6M respectively due to index provider change. This has not been applied retrospectively. With the exception of the aforementioned, replacement indices have delivered similar returns since the Fund's inception, resulting in no material impact on performance comparisons; (4) Effective 01.02.26, Morningstar EAA Fund USD Aggressive Allocation.

Source: Momentum Global Investment Management Limited, Northern Trust International Fund Administration Services (Guernsey) Limited.

Current asset allocation^{***}



Currency allocation



Source: Momentum Global Investment Management Limited, Northern Trust International Fund Administration Services (Guernsey) Limited.

* Please refer to the fund supplement and scheme particulars for a detailed description of fees and fund facts.

** The Total Expense Ratios (TERs) are the percentages of the net asset value of the class of the Financial Product incurred as expenses relating to the administration of the Financial Product. A higher TER does not necessarily imply a poor return, nor does a low TER imply a good return. A current TER may not necessarily be an accurate indication of future TERs. The TER to 31.03.26 is based on data for the period from 31.03.25 to 31.03.26 and the financial year-end TER is based on data for the financial year-end to 30.06.25. Cost ratios are calculated using historical actual and/or estimated data and are provided solely as an indication/guide as to the annual expenses/costs that could be incurred. These ratios do not represent any current/actual charges or fees.

*** Current asset allocation figures reflect the strategic classification of the collective investment schemes (or similar schemes) held by the Fund and do not look through to the underlying holdings of such schemes.

Market commentary

After a difficult first quarter, markets rebounded strongly in April as a tentative ceasefire and renewed US-Iran dialogue lifted sentiment and triggered a sharp rally in risk assets. Geopolitics briefly took a back seat to the dominant tech and AI narrative that has driven markets in recent years, even though underlying tensions in the Middle East remained largely unresolved. The Strait of Hormuz stayed effectively closed, regional conflicts persisted, and oil prices remained elevated. Brent Crude is still near double its start-of-year level and futures are implying \$100 oil through September, posing a potential headwind to growth and earnings. Nonetheless, investors welcomed the relative calm, with "not worse" news proving supportive.

Performance was broadly positive across asset classes. Global equities rose 9.4%, marking one of the strongest monthly gains in decades. Growth significantly outperformed value (12.3% vs 6.9%), while quality delivered 9%, though more defensive segments lagged. Technology led markets higher, with the Nasdaq and 'Mag 7' up over 15%. Asian and emerging markets also performed strongly, supported by outsized gains in semiconductor names such as SK Hynix, which helped drive Korea's KOSPI sharply higher. Despite the risk-on backdrop, bond markets were relatively resilient as easing inflation expectations provided support. Credit performed well, with spreads tightening a cross both corporate and emerging markets.

Real assets and alternatives also delivered positive returns, while gold declined modestly, reflecting limited demand for traditional hedges in a strong risk environment. Energy prices eased slightly over the month, although remained elevated in absolute terms. In the UK, relations with the US appeared to stabilise following a successful state visit, offering a temporary reprieve from recent political tensions.

We enter May with improved momentum. Portfolios remain well diversified with a broadly constructive risk stance. While valuations have risen in parts of the market, we continue to emphasise staying invested amid rapidly shifting sentiment. A diversified, style-balanced global equity allocation remains central, with elevated concentration in markets enhancing the opportunity for active management, even if headline index returns moderate from here.

Source: Bloomberg Finance LP, Momentum Global Investment Management Limited.

Fees applicable to Class A participating shares

| Investment management fee (per annum): | | Management and administration fee (per annum): | | Other applicable fees (per annum): | |
|--|------------|---|------------|---|-------|
| Aggregate NAV of FGAM Funds | Fee | Aggregate NAV of FGAM Funds | Fee | Custody fees: | |
| Up to USD 100m | 0.65% | Up to USD 30m | 0.25% | Up to USD 30m | 0.05% |
| Over USD 100m | 0.575% | From USD 30m to USD 60m | 0.23% | From USD 30m to USD 60m | 0.04% |
| | | Over USD 60m | 0.20% | From USD 60m to USD 100m | 0.03% |
| | | <i>subject to a minimum of USD 22,000 per annum</i> | | Over USD 100m | 0.02% |
| <i>A sub-investment management fee of 0.50% is included in the investment management fee</i> | | | | <i>subject to a minimum of USD 8,000 per annum. (Custodian fee per transaction: USD 25)</i> | |
| Performance fees are not applicable to this Fund | | | | Distribution fees: 0.00% | |
| | | | | Directors' fees: 0.00% | |

Impact of underlying manager costs

Underlying manager costs (per annum):

This will depend on the managers selected for inclusion in the Fund. Managers typically charge fees for investment management (which may include performance fees) and administration, among other costs.

Currently the cheapest manager costs 0.10% per annum and the most expensive manager costs 1.05% per annum. The overall cost of the current manager blend is 0.54%. The methodology for calculating these figures is described in the Total Expense Ratio footnote on page 1.

Risk warnings and important notes

Collective investments are generally medium to long-term investments. The value of units may go down as well as up and past performance is not necessarily a guide to the future. Collective investments are traded at ruling prices. Commission and incentives may be paid and, if so, would be included in the overall costs. All performance is calculated on a total return basis, after deduction of all fees and commissions and in US dollar terms. Forward pricing is used.

The Fund invests in other collective investments, which levy their own charges. This could result in a higher fee structure for the Fund.

Fluctuations in the value of the underlying funds, the income from them and changes in interest rates mean that the value of the Fund and any income arising from it may fall, as well as rise, and is not guaranteed.

Deductions of charges and expenses mean that you may not get back the amount you invested.

The fees charged within the Fund and by the managers of the underlying funds are not guaranteed and may change in the future.

Higher risk investments may be subject to sudden and larger falls in value in comparison to other investments. Higher risk investments include, but are not limited to, investments in smaller companies, even in developed markets, investments in emerging markets or single country debt or equity funds and investments in high yield or non-investment grade debt.

Notwithstanding ongoing monitoring of the underlying funds within the Fund, there can be no assurance that the performance of the funds will achieve their stated objectives.

The Fund will contain shares or units in underlying funds that invest internationally. The value of an investor's investment and the income arising from it will therefore be subject to exchange rate fluctuations.

Foreign securities may have additional material risks, depending on the specific risks affecting that country, such as: potential constraints on liquidity and the repatriation of funds; macroeconomic risks; political risks; foreign exchange risks; tax risks; settlement risks; and potential limitations on the availability of market information.

The Fund may contain shares or units in underlying funds that do not permit dealing every day. Investments in such funds will only be realisable on their dealing days. It is not possible to assess the proper market price of these investments other than on the fund's dealing days.

No borrowing will be undertaken by the Fund except for the purpose of meeting short term liquidity requirements. Borrowings will not exceed 10% of the net asset value of the Fund. For such purpose, the securities of the Fund may be pledged. No scrip borrowing will be allowed. The Cell is not permitted to enter into any form of borrowing or loan arrangement with other cells of the Company nor other collective investment schemes of the Manager.

While derivative instruments may be used for hedging purposes, the risk remains that the relevant instrument may not necessarily fully correlate to the investments in the Fund and accordingly not fully reflect changes in the value of the investment, giving rise to potential net losses.

Forward contracts are neither traded on exchanges nor standardised. Principals dealing in these markets are also not required to make markets in the currencies they trade, with the result that these markets may experience periods of illiquidity. Banks and dealers will normally act as principals and usually each transaction is negotiated on an individual basis.

The Manager has the right to close the Fund to new investors, in order to manage it more efficiently, in accordance with its mandate.

Investment in the Fund may not be suitable for all investors. Investors should obtain advice from their financial adviser before proceeding with an investment.

Investors are reminded that any forecasts and/or commentary included in this MDD are not guaranteed to occur, and merely reflect the interpretation of the public information and propriety research available to the Investment Manager at a particular point in time.

This report should be read in conjunction with the prospectus of Momentum Mutual Fund ICC Limited and the supplement, in which all the current fees and fund facts are disclosed. Copies of these scheme particulars, including the Prospectus, Fund Supplement, and the annual accounts of the Scheme, which provide additional information, are available, free of charge, upon request from Momentum Wealth International Limited, La Plaiderie House, La Plaiderie, St Peter Port, Guernsey, GY1 1WF, Telephone 0044 1481 735480, or from our website www.momentum.co.gg. A schedule of similarities and differences is also available to South African investors and can be found on our website www.momentum.co.gg.

This report should not be construed as an investment advertisement, or investment advice or guidance or proposal or recommendation in any form whatsoever, whether relating to the Fund or its underlying investments. It is for information purposes only and has been prepared and is made available for the benefit of the investors in the Fund.

While all care has been taken by the Investment Manager in the preparation of the information contained in this report, neither the Manager nor Investment Manager make any representations or give any warranties as to the correctness, accuracy or completeness of the information, nor does either the Manager or Investment Manager assume liability or responsibility for any losses arising from errors or omissions in the information.

Momentum Mutual Fund ICC Limited is an incorporated cell company governed by the provisions of the Companies (Guernsey) Law 2008 as amended. Prior to its incorporation as an incorporated cell company on 19 January 2007, it was registered as a protected cell company on 20 February 2006. It is authorised, as an open-ended collective investment scheme of Class B by the Guernsey Financial Services Commission under the Protection of Investors (Bailiwick of Guernsey) Law 2020. In giving this authorisation the Guernsey Financial Services Commission do not vouch for the financial soundness of Momentum Mutual Fund ICC Limited or for the correctness of any of the statements made or opinions expressed with regard to it.

FGAM Global Growth Fund IC Limited is a registered incorporated cell of Momentum Mutual Fund ICC Limited, with registered number 46254.

FGAM Global Growth Fund IC Limited is approved under the South African Collective Investment Schemes Control Act (No. 45 of 2002).

Momentum Wealth International Limited is the Fund Manager, licensed by the Guernsey Financial Services Commission, with its registered office at La Plaiderie House, La Plaiderie, St Peter Port, Guernsey, GY1 1WF. Momentum Wealth International Limited is an authorised financial services provider in terms of the Financial Advisory and Intermediary Services Act No. 37 of 2002 in South Africa. Momentum Wealth International Limited is a full member of the Association for Savings and Investments SA (ASISA).

Momentum Collective Investments (RF) (Pty) Ltd a South African company Registration No. 1987/004287/07, with its registered office at 268 West Avenue, Centurion, 0157, South Africa, has been appointed by the Manager as the Representative Office for the fund. Share call number 0860 111 899 Telephone +27 (0) 12 675 3002 Facsimile +27 (0) 12 675 3889.

Momentum Collective Investments (RF) (Pty) Ltd is an authorised manager of collective investment schemes in terms of the Collective Investment Schemes Control Act, No 45 of 2002.

Northern Trust International Fund Administration Services (Guernsey) Limited is the Fund Administrator, licensed by the Guernsey Financial Services Commission, with its registered office at PO Box 255, Trafalgar Court, Les Banques, St Peter Port, Guernsey, GY1 3QL.

Momentum Global Investment Management Limited (MGIM) is the appointed Investment Manager of the fund and is authorised and regulated by the UK Financial Conduct Authority, with its registered address at 3 More London Riverside, London SE1 2AQ. MGIM is exempt from the requirements of section 7(1) of the Financial Advisory and Intermediary Services Act 37 of 2002 (FAIS) in South Africa, in terms of the FSCA FAIS Notice 9 of 2025 (published 9 January 2025). For complaints relating to MGIM's financial services, please contact distributionservices@momentum.co.uk.

FGAM (Pty) Limited, a South African registered company, is the appointed Sub-Investment Manager of the fund, with its registered office at Lord Charles Office Park, 337 Brooklyn Road, Building A, Ground Floor, Brooklyn, Pretoria, 0181, South Africa.

Northern Trust (Guernsey) Limited is the Custodian, licensed by the Guernsey Financial Services Commission, with its registered office at PO Box 71, Trafalgar Court, Les Banques, St Peter Port, Guernsey, GY1 3DA.

Momentum Wealth International Limited retains full legal responsibility for the Fund.

Momentum Wealth International Limited does not provide any guarantee, either with respect to the capital or the return of the Fund.

This report may not be circulated or copied where it may constitute an infringement of any local laws or regulations. This report is for the sole use of the intended recipient and may not be reproduced or circulated without the prior written approval of the Manager.